


CATALOG 09/2024-WW-S.1

SYSTEM SALVAGNINI



SCOPE OF APPLICATION:

Deliveries and services provided by PASS Stanztechnik AG are effected exclusively according to PASS delivery and payment conditions. These conditions shall be deemed accepted at the latest upon receipt of the goods or services.

GENERAL REMARKS:

You can find our general terms and conditions on our Homepage under: www.pass-ag.com

TOOLS FOR STATION P1 - P20

PASS System Standard (compact version).....	up to 33 mm.....	page 6
PASS System P1 (needle insert).....	up to 6 mm.....	page 7
PASS System P1 (needle insert).....	up to 10,5 mm.....	page 8
PASS System P2 (for 2 mm regrinding length).....	up to 16 mm.....	page 9
PASS System P4 (blank-holder style and needle insert).....	up to 6 mm.....	page 10
PASS System P4 (blank-holder style and needle insert).....	up to 10,5 mm.....	page 11
PASS System P5 (blank-holder style and punch).....	up to 12,5 mm.....	page 12
PASS System P6 (blank-holder style and punch).....	up to 12,5 mm.....	page 13
PASS System P7 (blank-holder style and punch).....	up to 26 mm.....	page 14
PASS System P8 (punch).....	up to 33 mm.....	page 15
PASS System P9 (blank-holder style and punch).....	up to 26,5 mm.....	page 16
PASS System P10 (blank-holder style and needle insert).....	up to 10,5 mm.....	page 17

PASS STANDARD SYSTEM FOR P2R

PASS System Standard (blank-holder style).....	up to 42 mm.....	page 20
PASS System Standard (blank-holder style).....	up to 50,8 mm.....	page 21
PASS System Standard (compact version).....	up to 60 mm.....	page 22

PASS STANDARD SYSTEM FOR P21 - P24

PASS System Standard (compact version) Type 90.....	70x90 mm.....	page 26
PASS System Standard (compact version) Type 90.....	90x90 mm.....	page 27
PASS System Standard (compact version) Type 70.....	70x90 mm.....	page 28

TOOLING CASSETTES

PASS Tooling Cassette to Type „SALVAGNINI S4“.....	station P2R.....	up to 33 mm.....	page 32
PASS Tooling Cassette to Type „SALVAGNINI S4“.....	station P2R.....	up to 42 mm.....	page 33
PASS Tooling Cassette to Type „SALVAGNINI S4“.....	station P2R.....	up to 50,8 mm.....	page 34
PASS Tooling Cassette to Type „SALVAGNINI S4“.....	station P2R.....	up to 60 mm.....	page 35
PASS Tooling Cassette to Type „SALVAGNINI S4“.....	station P1 up to P20.....	up to 33 mm.....	page 36
PASS Tooling Cassette to Type „SALVAGNINI S4“.....	station P21 up to P24.....	70x90 mm.....	page 37
PASS Tooling Cassette to Type „SALVAGNINI S4“.....	station P21 and P22.....	70x90 mm / 90x90 mm.....	page 38
PASS Tooling Cassette to Type „SALVAGNINI S4“.....	station P23 and P24.....	70x90 mm / 90x90 mm.....	page 39
PASS Tooling Cassette to Type „SALVAGNINI S2“.....	station P21 up to P24.....	90x90 mm / 90x90 mm.....	page 40
PASS Tooling Cassette to Type „SALVAGNINI S2“.....	station P1 up to P20.....	up to 33 mm.....	page 41
PASS Tooling Cassette Polypunch to Type „SALVAGNINI S4“.....	station P31 up to P35.....	up to 33 mm.....	page 42

ACCESSORIES

ps:®shear-blades.....	400 mm.....	page 46
ps:®shear-blades.....	500 mm.....	page 47

OPTIONS

Draw-polishing.....	page 50
---------------------	---------

SPECIAL SHAPE

O.D. Ground Special Shapes.....	page 54
EDM Required Special Shapes.....	page 55



TOOLS FOR STATION P1 - P20

PASS TOOLS FOR YOUR
SALVAGNINI SYSTEM


INDEX

PASS System Standard (compact version)	up to 33 mm	page 6
PASS System P1 (needle insert)	up to 6 mm	page 7
PASS System P1 (needle insert)	up to 10,5 mm	page 8
PASS System P2 (for 2 mm regrinding length)	up to 16 mm	page 9
PASS System P4 (blank-holder style and needle insert)	up to 6 mm	page 10
PASS System P4 (blank-holder style and needle insert)	up to 10,5 mm	page 11
PASS System P5 (blank-holder style and punch)	up to 12,5 mm	page 12
PASS System P6 (blank-holder style and punch)	up to 12,5 mm	page 13
PASS System P7 (blank-holder style and punch)	up to 26 mm	page 14
PASS System P8 (punch)	up to 33 mm	page 15
PASS System P9 (blank-holder style and punch)	up to 26,5 mm	page 16
PASS System P10 (blank-holder style and needle insert)	up to 10,5 mm	page 17

PASS SYSTEM STANDARD (COMPACT VERSION)

TYPE: 33 MM / 70 KN / P1 - P20

MAX. DIAMETER: 33 MM



	POS.-NO.	PART-NO.
PUNCH (H-PM®)		
Round	1	201301
Square	1	2013002
Rectangle	1	2013003
Oblong	1	2013004
O.D. Ground Special Shape	1	21530G
EDM Required Special Shape	1	21530E
STRIPPER		
Round	2	210301
Square	2	2103002
Rectangle	2	2103003
Oblong	2	2103004
O.D. Ground Special Shape	2	21730G
EDM Required Special Shape	2	21730E
DIE (SLUG-STOP) (H-PM®)		
Round	3	206301
Square	3	2063002
Rectangle	3	2063003
Oblong	3	2063004
O.D. Ground Special Shape	3	21630G
EDM Required Special Shape	3	21630E


SPARE PARTS		PUNCH OPTIONS	
Shims for die t = 0,3	203A33	TICN coating (working with stainless steel)	
Shims for die t = 0,5	205A35	T-MAX coating (working with galvanised sheet / zincor)	
		A-MAX coating (working with aluminum)	
		Cutting part under 1,00 mm	
		STRIPPER OPTIONS	
		Polypunch	
		DIE OPTIONS	
		Reinforced die	
		slug-snap	

PASS SYSTEM P1 (NEEDLE INSERT)

TYPE: 33 MM / 70 KN / P1 - P20

MAX. DIAMETER: 6 MM

	POS.-NO.	PART NO.
UPPER PART		
Round	1-3	201401
Square	---	---
Rectangle	---	---
Oblong	---	---
O.D. Ground Special Shape	---	---
EDM Required Special Shape	---	---
PUNCH CHUCK		
Round	1+2	219401
PUNCH (SHAFT Ø 6 MM) (H-PM®)		
Round	3	207P1A1
Square	---	---
Rectangle	---	---
Oblong	---	---
O.D. Ground Special Shape	---	---
EDM Required Special Shape	---	---
STRIPPER		
Round	4	210301
Square	---	---
Rectangle	---	---
Oblong	---	---
O.D. Ground Special Shape	---	---
EDM Required Special Shape	---	---
DIE (SLUG-STOP) (H-PM®)		
Round	5	206301
Square	---	---
Rectangle	---	---
Oblong	---	---
O.D. Ground Special Shape	---	---
EDM Required Special Shape	---	---



PUNCH OPTIONS

- TICN coating (working with stainless steel)
- T-MAX coating (working with galvanised sheet / zincor)
- A-MAX coating (working with aluminum)
- Cutting part under 1,00 mm

STRIPPER OPTIONS

- Polypunch

DIE OPTIONS

- Reinforced die
- slug-snap


SPARE PARTS

Screw	2	219403
Shims for die t = 0,3		203A33
Shims for die t = 0,5		205A35

PASS SYSTEM P1 (NEEDLE INSERT)

TYPE: 33 MM / 70 KN / P1 - P20

MAX. DIAMETER: 10,5 MM



POS.-NO.

PART-NO.

UPPER PART			
Round	1-3	201421	
Square	---	---	
Rectangle	---	---	
Oblong	---	---	
O.D. Ground Special Shape	---	---	
EDM Required Special Shape	---	---	

PUNCH CHUCK			
Round	1+2	219421	

PUNCH (SHAFT Ø 10,5 MM) (H-PM®)			
Round	3	207P1B1	
Square	---	---	
Rectangle	---	---	
Oblong	---	---	
O.D. Ground Special Shape	---	---	
EDM Required Special Shape	---	---	

STRIPPER			
Round	4	210301	
Square	---	---	
Rectangle	---	---	
Oblong	---	---	
O.D. Ground Special Shape	---	---	
EDM Required Special Shape	---	---	

DIE (SLUG-STOP) (H-PM®)			
Round	5	206301	
Square	---	---	
Rectangle	---	---	
Oblong	---	---	
O.D. Ground Special Shape	---	---	
EDM Required Special Shape	---	---	

SPARE PARTS			PUNCH OPTIONS		
Screw	2	219423	TICN coating (working with stainless steel)		
Shims for die t = 0,3		203A33	T-MAX coating (working with galvanised sheet / zincor)		
Shims for die t = 0,5		205A35	A-MAX coating (working with aluminum)		
			Cutting part under 1,00 mm		

STRIPPER OPTIONS		
		Polypunch

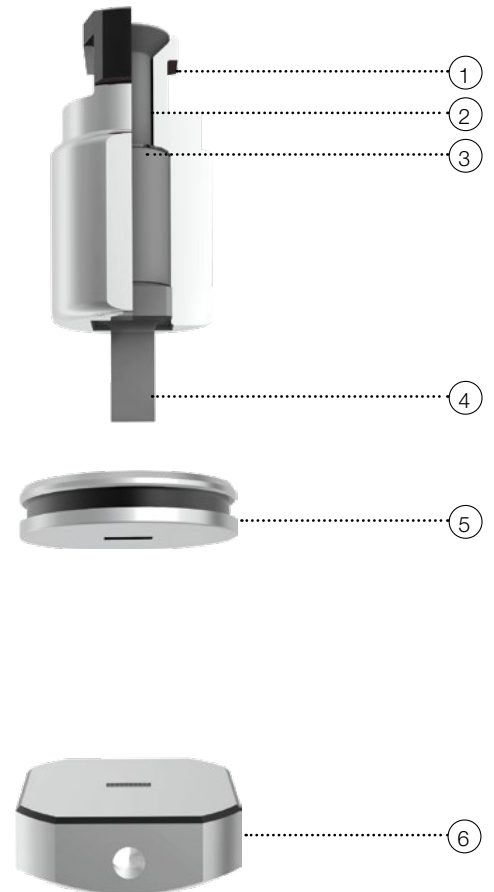
DIE OPTIONS		
		Reinforced die
		slug-snap

PASS SYSTEM P2 (FOR 2 MM REGRINDING LENGTH)

TYPE: 33 MM / 70 KN / P1 - P20

MAX. DIAMETER: 16 MM

	POS.-NO.	PART-NO.
UPPER PART		
Round	1-4	201441
Square	1-4	2014402
Rectangle	1-4	2014403
Oblong	1-4	2014404
O.D. Ground Special Shape	1-4	21544G
EDM Required Special Shape	1-4	21544E
PUNCH CHUCK		
All shapes	1-3	219441
PUNCH (H-PM®)		
Round	4	207P2A1
Square	4	207P2A02
Rectangle	4	207P2A03
Oblong	4	207P2A04
O.D. Ground Special Shape	4	207P2AG
EDM Required Special Shape	4	207P2AE
STRIPPER		
Round	5	210301
Square	5	2103002
Rectangle	5	2103003
Oblong	5	2103004
O.D. Ground Special Shape	5	21730G
EDM Required Special Shape	5	21730E
DIE (SLUG-STOP) (H-PM®)		
Round	6	206301
Square	6	2063002
Rectangle	6	2063003
Oblong	6	2063004
O.D. Ground Special Shape	6	21630G
EDM Required Special Shape	6	21630E

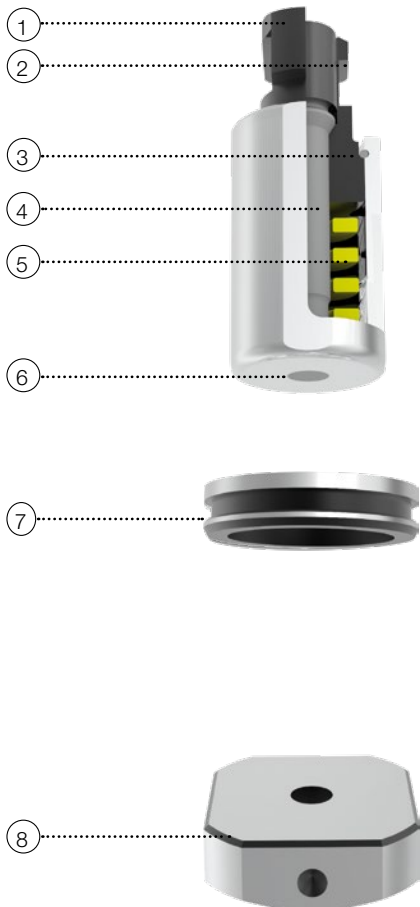


PUNCH OPTIONS	SPARE PARTS		
TICN coating (working with stainless steel)	Screw	2	219444
T-MAX coating (working with galvanised sheet / zincor)	Set shims for punch chuck (4 x 0,5 mm)	3	219443
A-MAX coating (working with aluminum)	Shims for die t = 0,3		203A33
Cutting part under 1,00 mm	Shims for die t = 0,5		205A35
STRIPPER OPTIONS			
Polypunch			
DIE OPTIONS			
Reinforced die			
slug-snap			

PASS SYSTEM P4 (BLANK-HOLDER STYLE AND NEEDLE INSERT)

TYPE: 33 MM / 70 KN / P1 - P20

MAX. DIAMETER: 6 MM



	POS.-NO.	PART-NO.
UPPER PART		
Round	1-6	201521
Square	---	---
Rectangle	---	---
Oblong	---	---
O.D. Ground Special Shape	---	---
EDM Required Special Shape	---	---
PUNCH INSERT (SHAFT Ø 6 MM) (H-PM®)		
Round	4	207P4A1
Square	---	---
Rectangle	---	---
Oblong	---	---
O.D. Ground Special Shape	---	---
EDM Required Special Shape	---	---
ACTIVE STRIPPER		
Round	6+3	219525
Square	---	---
Rectangle	---	---
Oblong	---	---
O.D. Ground Special Shape	---	---
EDM Required Special Shape	---	---
STRIPPER		
Round 35 mm	7	210335
DIE (SLUG-STOP) (H-PM®)		
Round	8	206301
Square	---	---
Rectangle	---	---
Oblong	---	---
O.D. Ground Special Shape	---	---
EDM Required Special Shape	---	---

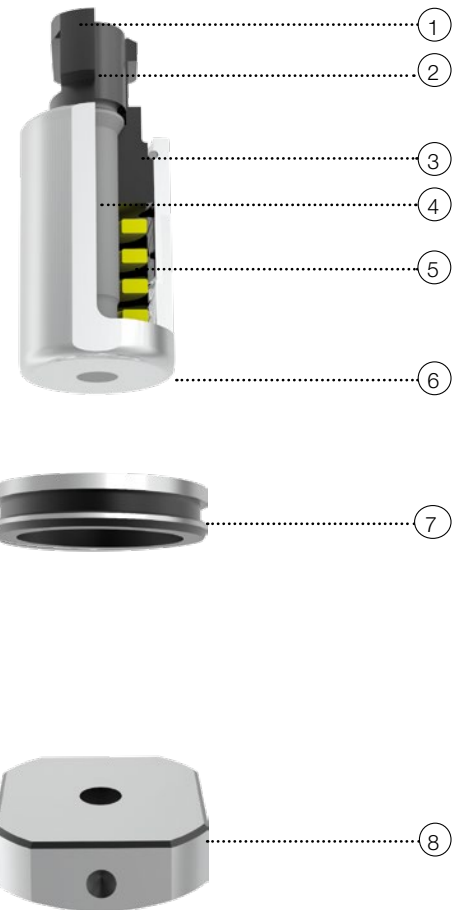
SPARE PARTS			PUNCH OPTIONS	
Punch head	1+2	219521	TICN coating (working with stainless steel)	
Screw	2	219528	T-MAX coating (working with galvanised sheet / zincor)	
Retaining ring	3	219527	A-MAX coating (working with aluminum)	
Spring	5	219526	Cutting part under 1,00 mm	
Shims for die t = 0,3		203A33	STRIPPER OPTIONS	
Shims for die t = 0,5		205A35	Polypunch	
ADDITIONAL ACCESSORIES			DIE OPTIONS	
Assembly socket		299201599	Reinforced die	
			slug-snap	

PASS SYSTEM P4 (BLANK-HOLDER STYLE AND NEEDLE INSERT)

TYPE: 33 MM / 70 KN / P1 - P20

MAX. DIAMETER: 10,5 MM

	POS.-NO.	PART-NO.
UPPER PART		
Round	1-6	201561
Square	---	---
Rectangle	---	---
Oblong	---	---
O.D. Ground Special Shape	---	---
EDM Required Special Shape	---	---
PUNCH (SHAFT Ø 10,5 MM) (H-PM®)		
Round	4	207P4B1
Square	---	---
Rectangle	---	---
Oblong	---	---
O.D. Ground Special Shape	---	---
EDM Required Special Shape	---	---
ACTIVE STRIPPER		
Round	6+3	219525
Square	---	---
Rectangle	---	---
Oblong	---	---
O.D. Ground Special Shape	---	---
EDM Required Special Shape	---	---
STRIPPER		
Round 35 mm	7	210335
DIE (SLUG-STOP) (H-PM®)		
Round	8	206301
Square	---	---
Rectangle	---	---
Oblong	---	---
O.D. Ground Special Shape	---	---
EDM Required Special Shape	---	---

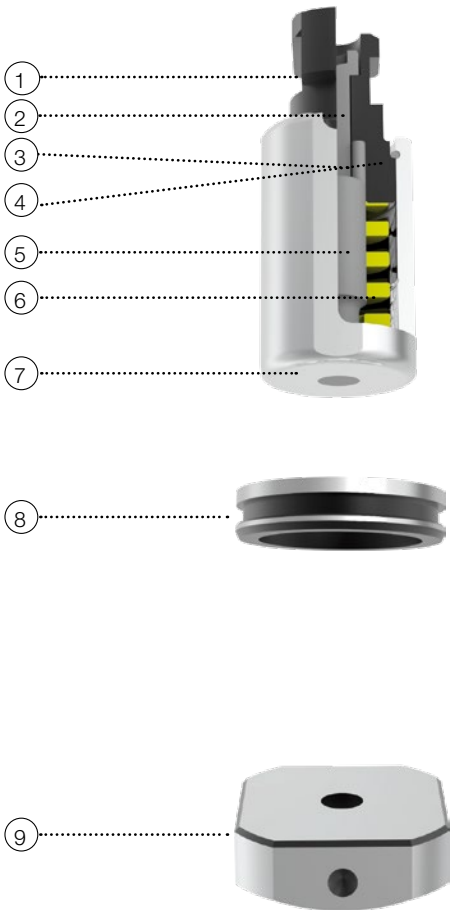


PUNCH OPTIONS	SPARE PARTS		
TICN coating (working with stainless steel)	Punch head	1+2	219522
T-MAX coating (working with galvanised sheet / zincor)	Screw	2	219528
A-MAX coating (working with aluminum)	Retaining ring	3	219527
Cutting part under 1,00 mm	Spring	5	219526
STRIPPER OPTIONS			
Polypunch	Shims for die t = 0,3		203A33
	Shims for die t = 0,5		205A35
DIE OPTIONS	ADDITIONAL ACCESSORIES		
Reinforced die slug-snap	Assembly socket		299201599

PASS SYSTEM P5 (BLANK-HOLDER STYLE AND PUNCH)

TYPE: 33 MM / 70 KN / P1 - P20

MAX. DIAMETER: 12,5 MM



	POS.-NO.	PART-NO.
UPPER PART		
Round	1-7	201531
Square	---	---
Rectangle	---	---
Oblong	---	---
O.D. Ground Special Shape	---	---
EDM Required Special Shape	---	---
PUNCH (H-PM®)		
Round	5	207P5A1
Square	---	---
Rectangle	---	---
Oblong	---	---
O.D. Ground Special Shape	---	---
EDM Required Special Shape	---	---
ACTIVE STRIPPER		
Round	7+4	219534
Square	---	---
Rectangle	---	---
Oblong	---	---
O.D. Ground Special Shape	---	---
EDM Required Special Shape	---	---
STRIPPER		
Round 35 mm	8	210335
DIE (SLUG-STOP) (H-PM®)		
Round	9	206301
Square	---	---
Rectangle	---	---
Oblong	---	---
O.D. Ground Special Shape	---	---
EDM Required Special Shape	---	---

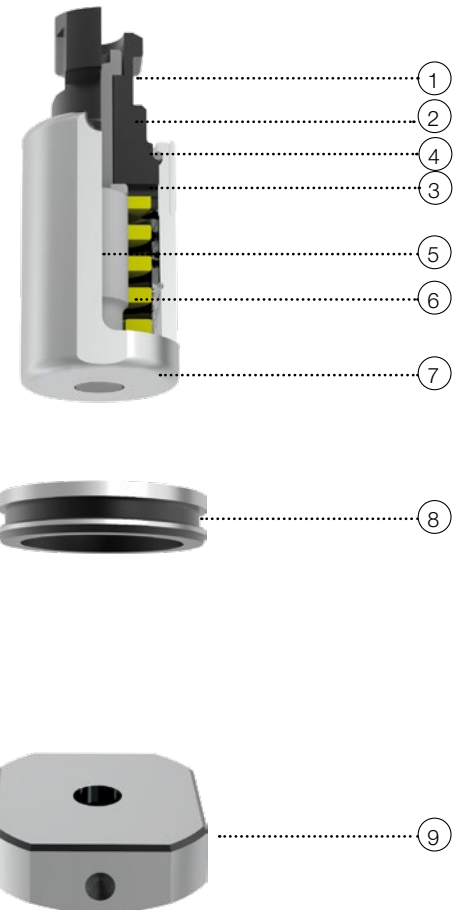
SPARE PARTS			PUNCH OPTIONS	
Punch head	1-3	219532	TICN coating (working with stainless steel)	
Screw	2	219537	T-MAX coating (working with galvanised sheet / zincor)	
Pin	3	219538	A-MAX coating (working with aluminum)	
Retaining ring	4	219536	Cutting part under 1,00 mm	
Spring	6	219535		
Shims for die t = 0,3		203A33		
Shims for die t = 0,5		205A35		
ADDITIONAL ACCESSORIES			STRIPPER OPTIONS	
Assembly socket		299201599	Polypunch	
			DIE OPTIONS	
			Reinforced die	
			slug-snap	

PASS SYSTEM P6 (BLANK-HOLDER STYLE AND PUNCH)

TYPE: 33 MM / 70 KN / P1 - P20

MAX. DIAMETER: 12,5 MM

	POS.-NO.	PARTNO.
UPPER PART		
Round	---	---
Square	1-7	2015102
Rectangle	1-7	2015103
Oblong	1-7	2015104
O.D. Ground Special Shape	1-7	20151G
EDM Required Special Shape	1-7	20151E
PUNCH (H-PM®)		
Round	---	---
Square	5	207P6A02
Rectangle	5	207P6A03
Oblong	5	207P6A04
O.D. Ground Special Shape	5	207P6AG
EDM Required Special Shape	5	207P6AE
ACTIVE STRIPPER		
Round	---	---
Square	7+4	2195102
Rectangle	7+4	2195103
Oblong	7+4	2195104
O.D. Ground Special Shape	7+4	21951G
EDM Required Special Shape	7+4	21951E
STRIPPER		
Round 35 mm	8	210335
DIE (SLUG-STOP) (H-PM®)		
Round	---	---
Square	9	2063002
Rectangle	9	2063003
Oblong	9	2063004
O.D. Ground Special Shape	9	21630G
EDM Required Special Shape	9	21630E

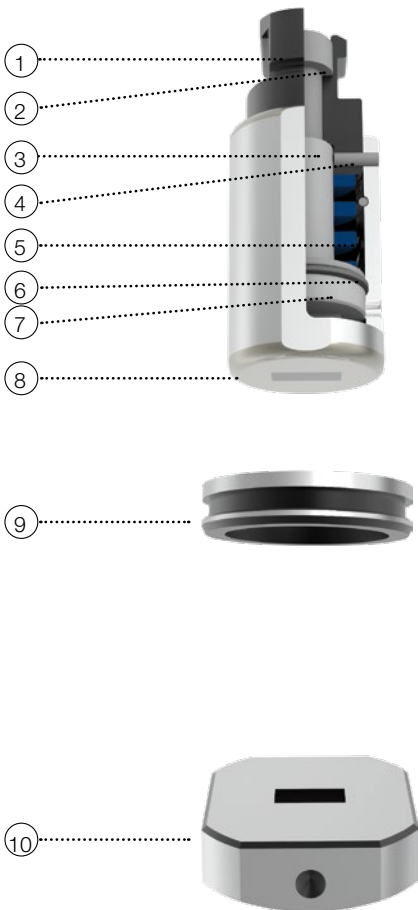


PUNCH OPTIONS	SPARE PARTS
TICN coating (working with stainless steel)	Punch head 1-3 219511
T-MAX coating (working with galvanised sheet / zincor)	Screw 2 219512
A-MAX coating (working with aluminum)	Pin 3 219513
Cutting part under 1,00 mm	Retaining ring 4 219514
STRIPPER OPTIONS	
Polypunch	Spring 6 219516
	Shims for die t = 0,3 203A33
	Shims for die t = 0,5 205A35
DIE OPTIONS	
Reinforced die	ADDITIONAL ACCESSORIES
slug-snap	Assembly socket 299201599

PASS SYSTEM P7 (BLANK-HOLDER STYLE AND PUNCH)

TYPE: 33 MM / 70 KN / P1 - P20

DIAMETER: UP TO 26 MM



POS.-NO.

PART-NO.

UPPER PART			
Round	1-8	201551	
Square	1-8	2015502	
Rectangle	1-8	2015503	
Oblong	1-8	2015504	
O.D. Ground Special Shape	1-8	20155G	
EDM Required Special Shape	1-8	20155E	

PUNCH (H-PM®)			
Round	3	207P7B1	
Square	3	207P7B02	
Rectangle	3	207P7B03	
Oblong	3	207P7B04	
O.D. Ground Special Shape	3	207P7BG	
EDM Required Special Shape	3	207P7BE	

ACTIVE STRIPPER			
Round	8+7	219552	
Square	8+7	2195502	
Rectangle	8+7	2195503	
Oblong	8+7	2195504	
O.D. Ground Special Shape	8+7	21955G	
EDM Required Special Shape	8+7	21955E	

STRIPPER			
Round 35 mm	9	210335	

DIE (SLUG-STOP) (H-PM®)			
Round	10	206301	
Square	10	2063002	
Rectangle	10	2063003	
Oblong	10	2063004	
O.D. Ground Special Shape	10	21630G	
EDM Required Special Shape	10	21630E	


SPARE PARTS			PUNCH OPTIONS		
Punch head	1+2+4	219551	TICN coating (working with stainless steel)		
Screw	2	219553	T-MAX coating (working with galvanised sheet / zincor)		
Pin	4	219556	A-MAX coating (working with aluminum)		
Spring	5	219557	Cutting part under 1,00 mm		
Pressure disc	6	219558			
Retaining ring	7	219559			
Shims for die t = 0,3		203A33			
Shims for die t = 0,5		205A35			
ADDITIONAL ACCESSORIES			STRIPPER OPTIONS		
Assembling circlip pliers		220300	Polypunch		
Pin		220994			
			DIE OPTIONS		
			Reinforced die		
			slug-snap		

PASS SYSTEM P8 (PUNCH)

TYPE: 33 MM / 70 KN / P1 - P20

DIAMETER: UP TO 33 MM

	POS.-NO.	PART-NO.
UPPER PART		
Round	1-3	201651
Square	1-3	2016502
Rectangle	1-3	2016503
Oblong	1-3	2016504
O.D. Ground Special Shape	1-3	21565G
EDM Required Special Shape	1-3	21565E
PUNCH HOLDER		
All shapes	1+2	219651
PUNCH (H-PM®)		
Round	3	207P8B1
Square	3	207P8B02
Rectangle	3	207P8B03
Oblong	3	207P8B04
O.D. Ground Special Shape	3	207P8BG
EDM Required Special Shape	3	207P8BE
STRIPPER		
Round	4	210301
Square	4	2103002
Rectangle	4	2103003
Oblong	4	2103004
O.D. Ground Special Shape	4	21730G
EDM Required Special Shape	4	21730E
DIE (SLUG-STOP) (H-PM®)		
Round	5	206301
Square	5	2063002
Rectangle	5	2063003
Oblong	5	2063004
O.D. Ground Special Shape	5	21630G
EDM Required Special Shape	5	21630E



PUNCH OPTIONS

TICN coating (working with stainless steel)
 T-MAX coating (working with galvanised sheet / zincor)
 A-MAX coating (working with aluminum)
 Cutting part under 1,00 mm

SPARE PARTS

Screw	2	219654
Shims for die t = 0,3		203A33
Shims for die t = 0,5		205A35

STRIPPER OPTIONS

Polypunch

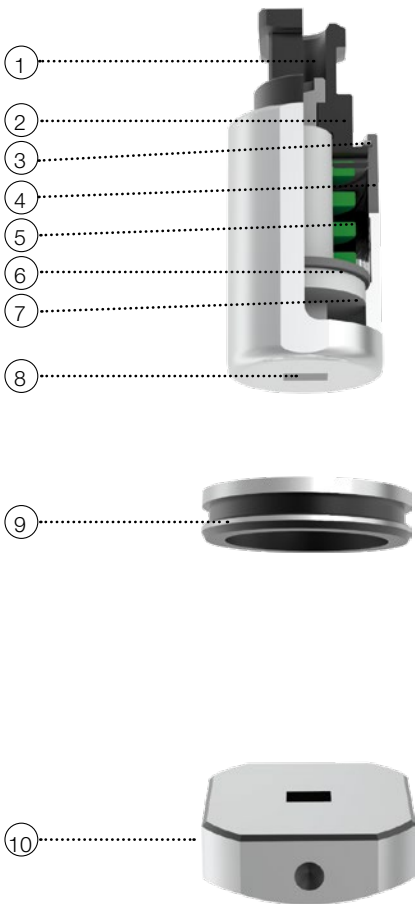
DIE OPTIONS

Reinforced die
 slug-snap

PASS SYSTEM P9 (BLANK-HOLDER STYLE AND PUNCH)

TYPE: 33 MM / 70 KN / P1 - P20

DIAMETER: UP TO 26,5 MM



POS.-NO.

PART-NO.

UPPER PART

Round	1-8	201571
Square	1-8	2015702
Rectangle	1-8	2015703
Oblong	1-8	2015704
O.D. Ground Special Shape	1-8	20157G
EDM Required Special Shape	1-8	20157E

PUNCH (H-PM®)

Round	6	207P9B1
Square	6	207P9B02
Rectangle	6	207P9B03
Oblong	6	207P9B04
O.D. Ground Special Shape	6	207P9BG
EDM Required Special Shape	6	207P9BE

ACTIVE STRIPPER

Round	8+3	219571
Square	8+3	2195702
Rectangle	8+3	2195703
Oblong	8+3	2195704
O.D. Ground Special Shape	8+3	21957G
EDM Required Special Shape	8+3	21957E

STRIPPER

Round 35 mm	9	210335
-------------	---	--------

DIE (SLUG-STOP) (H-PM®)

Round	10	206301
Square	10	2063002
Rectangle	10	2063003
Oblong	10	2063004
O.D. Ground Special Shape	10	21630G
EDM Required Special Shape	10	21630E

SPARE PARTS

Punch head	1+2+4	219572
Screw	2	219573
Pin	4	219576
Spring	5	219577
Pressure disc	7	219578
Retaining ring	3	219579
Shims for die t = 0,3		203A33
Shims for die t = 0,5		205A35

ADDITIONAL ACCESSORIES

Assembly socket	299201599
-----------------	-----------

PUNCH OPTIONS

- TICN coating (working with stainless steel)
- T-MAX coating (working with galvanised sheet / zincor)
- A-MAX coating (working with aluminum)
- Cutting part under 1,00 mm

STRIPPER OPTIONS

- Polypunch

DIE OPTIONS

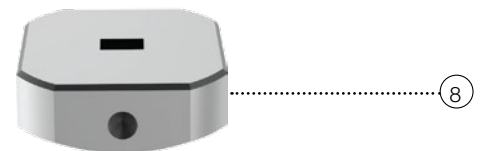
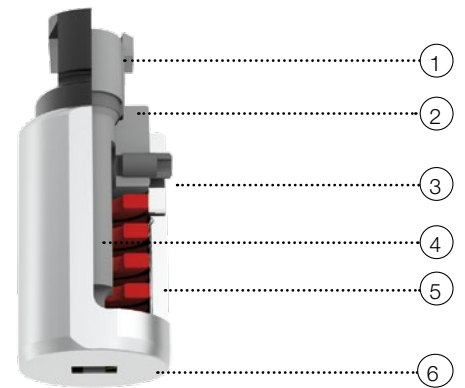
- Reinforced die
- slug-snap

PASS SYSTEM P10 (BLANK-HOLDER STYLE AND NEEDLE INSERT)

TYPE: 33 MM / 70 KN / P1 - P20

DIAMETER: UP TO 10,5 MM

	POS.-NO.	PART-NO.
UPPER PART		
Round	1-6	201661
Square	1-6	2016602
Rectangle	1-6	2016603
Oblong	1-6	2016604
O.D. Ground Special Shape	1-6	21566G
EDM Required Special Shape	1-6	21566E
PUNCH (SHAFT Ø10,5 MM) (H-PM®)		
Round	4	207P10A1
Square	4	207P10A02
Rectangle	4	207P10A03
Oblong	4	207P10A04
O.D. Ground Special Shape	4	207P10AG
EDM Required Special Shape	4	207P10AE
ACTIVE STRIPPER		
Round	6+3	219661
Square	6+3	2196602
Rectangle	6+3	2196603
Oblong	6+3	2196604
O.D. Ground Special Shape	6+3	21966G
EDM Required Special Shape	6+3	21966E
STRIPPER		
Round 35 mm	7	210335
DIE (SLUG-STOP) (H-PM®)		
Round	8	206301
Square	8	2063002
Rectangle	8	2063003
Oblong	8	2063004
O.D. Ground Special Shape	8	21630G
EDM Required Special Shape	8	21630E



PUNCH OPTIONS	SPARE PARTS		
TICN coating (working with stainless steel)	Punch head	1+2	219671
T-MAX coating (working with galvanised sheet / zincor)	Screw	2	219666
A-MAX coating (working with aluminum)	Spring	5	219663
Cutting part under 1,00 mm	Screw	3	219665
	Shims for die t = 0,3		203A33
	Shims for die t = 0,5		205A35
STRIPPER OPTIONS			
Polypunch			

DIE OPTIONS	ADDITIONAL ACCESSORIES	
Reinforced die slug-snap	Assembly socket	299201599



PASS STANDARD SYSTEM FOR P2R

PASS TOOLS FOR YOUR SALVAGNINI SYSTEM

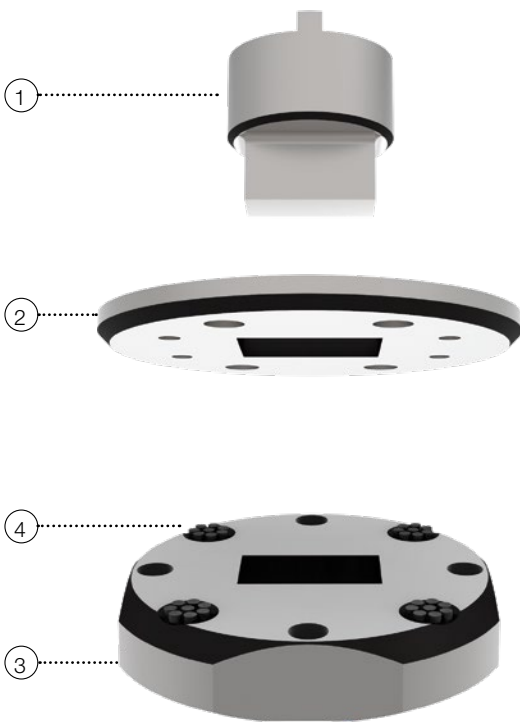
INDEX

PASS System Standard (blank-holder style)	up to 42 mm	page 20
PASS System Standard (blank-holder style)	up to 50,8 mm	page 21
PASS System Standard (compact version)	up to 60 mm	page 22

PASS SYSTEM STANDARD (BLANK-HOLDER STYLE)

TYPE: 42 MM / 120 KN / P2R

MAX. DIAMETER: 42 MM



	POS.-NO.	PART-NO.
PUNCH (H-PM®)		
Round	1	201L01
Square	1	201L002
Rectangle	1	201L003
Oblong	1	201L004
O.D. Ground Special Shape	1	215LOG
EDM Required Special Shape	1	215LOE
STRIPPER		
Round	2	210L01
Square	2	210L002
Rectangle	2	210L003
Oblong	2	210L004
O.D. Ground Special Shape	2	217LOG
EDM Required Special Shape	2	217LOE
DIE (SLUG-STOP) (H-PM®)		
Round	3	206L01
Square	3	206L002
Rectangle	3	206L003
Oblong	3	206L004
O.D. Ground Special Shape	3	216LOG
EDM Required Special Shape	3	216LOE

SPARE PARTS

Shims for die t = 0,3		203A01
Shims for die t = 0,5		205A01
Brush inserts Ø 13 mm (piece)	4	200B00
Brush inserts Ø 8 mm (piece)	4	200B01

PUNCH OPTIONS

TICN coating (working with stainless steel)
T-MAX coating (working with galvanised sheet / zincor)
A-MAX coating (working with aluminum)
Cutting part under 1,00 mm

DIE OPTIONS


Reinforced die
slug-snap

PASS SYSTEM STANDARD (BLANK-HOLDER STYLE)

TYPE: 50,8 MM / 120 KN / P2R

MAX. DIAMETER: 50,8 MM

	POS.-NO.	PART-NO.
PUNCH (H-PM®)		
Round	1	20115001
Square	1	20115002
Rectangle	1	20115003
Oblong	1	20115004
O.D. Ground Special Shape	1	215150G
EDM Required Special Shape	1	215150E
STRIPPER		
Round	2	21015001
Square	2	21015002
Rectangle	2	21015003
Oblong	2	21015004
O.D. Ground Special Shape	2	217150G
EDM Required Special Shape	2	217150E
DIE (SLUG-STOP) (H-PM®)		
Round	3+4	20615001
Square	3+4	20615002
Rectangle	3+4	20615003
Oblong	3+4	20615004
O.D. Ground Special Shape	3+4	216150G
EDM Required Special Shape	3+4	216150E



PUNCH OPTIONS

TICN coating (working with stainless steel)
 T-MAX coating (working with galvanised sheet / zincor)
 A-MAX coating (working with aluminum)
 Cutting part under 1,00 mm

DIE OPTIONS

Reinforced die
 slug-snap

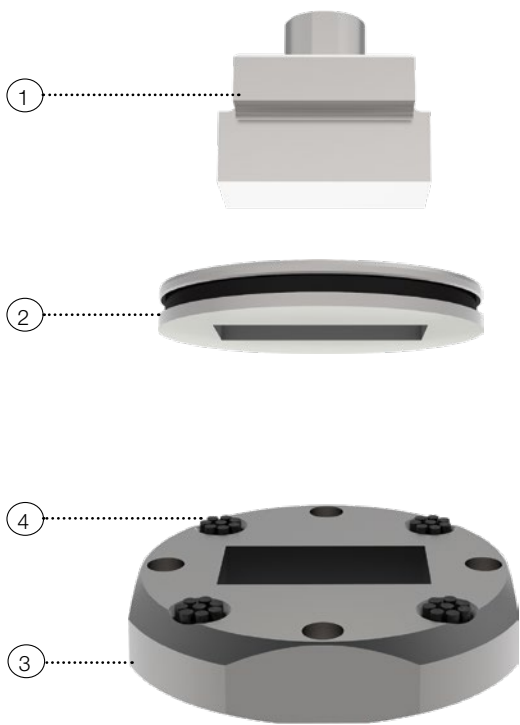
SPARE PARTS

Shims for die t = 0,3 203A01
 Shims for die t = 0,5 205A01
 Brush inserts Ø 13 mm (piece) 4 200B00
 Brush inserts Ø 8 mm (piece) 4 200B01

PASS SYSTEM STANDARD (COMPACT VERSION)

TYPE: 60 MM / 120 KN / P2R

MAX. DIAMETER: 60 MM



	POS.-NO.	PART-NO.
PUNCH (H-PM®)		
Round	1	201L11
Square	1	201L102
Rectangle	1	201L103
Oblong	1	201L104
O.D. Ground Special Shape	1	215L1G
EDM Required Special Shape	1	215L1E
STRIPPER		
Round	2	210L11
Square	2	210L102
Rectangle	2	210L103
Oblong	2	210L104
O.D. Ground Special Shape	2	217L1G
EDM Required Special Shape	2	217L1E
DIE (SLUG-STOP) (H-PM®)		
Round	3+4	206L11
Square	3+4	206L102
Rectangle	3+4	206L103
Oblong	3+4	206L104
O.D. Ground Special Shape	3+4	216L1G
EDM Required Special Shape	3+4	216L1E

SPARE PARTS


Shims for die t = 0,3		203A11
Shims for die t = 0,5		205A11
Brush inserts Ø 13 mm (piece)	4	200B00
Brush inserts Ø 8 mm (piece)	4	200B01

PUNCH OPTIONS

TICN coating (working with stainless steel)
T-MAX coating (working with galvanised sheet / zincor)
A-MAX coating (working with aluminum)
Cutting part under 1,00 mm

DIE OPTIONS

Reinforced die
slug-snap





PASS STANDARD SYSTEM FOR P21 - P24

PASS TOOLS FOR YOUR
SALVAGNINI SYSTEM


INDEX

PASS System Standard (compact version) Type 90	70x90 mm	page 26
PASS System Standard (compact version) Type 90	90x90 mm	page 27
PASS System Standard (compact version) Type 70	70x90 mm	page 28

PASS SYSTEM STANDARD (COMPACT VERSION) TYPE 90

TYPE: 90 MM / 260 KN / P22 AND P23

MAX. DIAMETER: 70X90 MM



	POS.-NO.	PART-NO.
PUNCH HOLDER		
All shapes	1	200L61

PUNCH (H-PM®)		
Round	2	201L61
Square	2	201L602
Rectangle	2	201L603
Oblong	2	201L604
O.D. Ground Special Shape	2	215L6G
EDM Required Special Shape	2	215L6E

STRIPPER		
Round	3+5	210L61
Square	3+5	210L602
Rectangle	3+5	210L603
Oblong	3+5	210L604
O.D. Ground Special Shape	3+5	217L6G
EDM Required Special Shape	3+5	217L6E

DIE (SLUG-STOP) (H-PM®)		
Round	4+5	206L61
Square	4+5	206L602
Rectangle	4+5	206L603
Oblong	4+5	206L604
O.D. Ground Special Shape	4+5	216L6G
EDM Required Special Shape	4+5	216L6E

SPARE PARTS

Shims for die t = 0,3		203A06
Shims for die t = 0,5		205A06
Brush inserts Ø 13 mm (piece)	5	200B00
Brush inserts Ø 8 mm (piece)	5	200B01

PUNCH OPTIONS

- TICN coating (working with stainless steel)
- T-MAX coating (working with galvanised sheet / zincor)
- A-MAX coating (working with aluminum)
- Cutting part under 1,00 mm

DIE OPTIONS

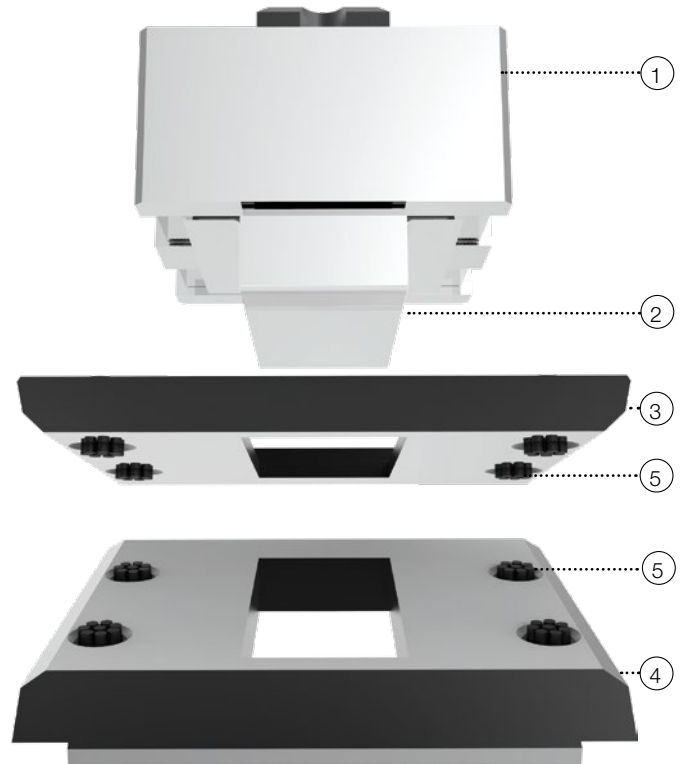
- Reinforced die
- slug-snap

PASS SYSTEM STANDARD (COMPACT VERSION) TYPE 90

TYPE: 90 MM / 260 KN / P21 AND P24

MAX. DIAMETER: 90X90 MM

	POS.-NO.	PART-NO.
PUNCH HOLDER		
All shapes	1	200L71
PUNCH (H-PM®)		
Round	2	201L71
Square	2	201L702
Rectangle	2	201L703
Oblong	2	201L704
O.D. Ground Special Shape	2	215L7G
EDM Required Special Shape	2	215L7E
STRIPPER		
Round	3+5	210L71
Square	3+5	210L702
Rectangle	3+5	210L703
Oblong	3+5	210L704
O.D. Ground Special Shape	3+5	217L7G
EDM Required Special Shape	3+5	217L7E
DIE (SLUG-STOP) (H-PM®)		
Round	4+5	206L71
Square	4+5	206L702
Rectangle	4+5	206L703
Oblong	4+5	206L704
O.D. Ground Special Shape	4+5	216L7G
EDM Required Special Shape	4+5	216L7E



PUNCH OPTIONS

TICN coating (working with stainless steel)
 T-MAX coating (working with galvanised sheet / zincor)
 A-MAX coating (working with aluminum)
 Cutting part under 1,00 mm

DIE OPTIONS

Reinforced die
 slug-snap

SPARE PARTS

Shims for die t = 0,3		203A07
Shims for die t = 0,5		205A07
Brush inserts Ø 13 mm (piece)	5	200B00
Brush inserts Ø 8 mm (piece)	5	200B01

PASS SYSTEM STANDARD (COMPACT VERSION) TYPE 70

TYPE: 70 MM / 260 KN / P21 UP TO P24

MAX. DIAMETER: 70X90 MM



	POS.-NO.	PART-NO.
PUNCH HOLDER		
All shapes	1	200L81
PUNCH (H-PM®)		
Round	2	201L81
Square	2	201L802
Rectangle	2	201L803
Oblong	2	201L804
O.D. Ground Special Shape	2	215L8G
EDM Required Special Shape	2	215L8E
STRIPPER		
Round	3+5	210L81
Square	3+5	210L802
Rectangle	3+5	210L803
Oblong	3+5	210L804
O.D. Ground Special Shape	3+5	217L8G
EDM Required Special Shape	3+5	217L8E
DIE (SLUG-STOP) (H-PM®)		
Round	4+5	206L81
Square	4+5	206L802
Rectangle	4+5	206L803
Oblong	4+5	206L804
O.D. Ground Special Shape	4+5	216L8G
EDM Required Special Shape	4+5	216L8E

SPARE PARTS

Shims for die t = 0,3		203A08
Shims for die t = 0,5		205A08
Brush inserts Ø 13 mm (piece)	5	200B00
Brush inserts Ø 8 mm (piece)	5	200B01

PUNCH OPTIONS

TICN coating (working with stainless steel)
T-MAX coating (working with galvanised sheet / zincor)
A-MAX coating (working with aluminum)
Cutting part under 1,00 mm

DIE OPTIONS

Reinforced die
slug-snap

A large grid of graph paper for taking notes, consisting of 20 columns and 40 rows of small squares.



TOOLING CASSETTES

PASS TOOLS FOR YOUR
SALVAGNINI SYSTEM

INDEX

PASS Tooling Cassette to Type „SALVAGNINI S4“	station P2R	up to 33 mm	page 32
PASS Tooling Cassette to Type „SALVAGNINI S4“	station P2R	up to 42 mm	page 33
PASS Tooling Cassette to Type „SALVAGNINI S4“	station P2R	up to 50,8 mm	page 34
PASS Tooling Cassette to Type „SALVAGNINI S4“	station P2R	up to 60 mm	page 35
PASS Tooling Cassette to Type „SALVAGNINI S4“	station P1 up to P20	up to 33 mm	page 36
PASS Tooling Cassette to Type „SALVAGNINI S4“	station P21 up to P24	70x90 mm	page 37
PASS Tooling Cassette to Type „SALVAGNINI S4“	station P21 and P22	70x90 mm / 90x90 mm	page 38
PASS Tooling Cassette to Type „SALVAGNINI S4“	station P23 and P24	70x90 mm / 90x90 mm	page 39
PASS Tooling Cassette to Type „SALVAGNINI S2“	station P21 up to P24	90x90 mm / 90x90 mm	page 40
PASS Tooling Cassette to Type „SALVAGNINI S2“	station P1 up to P20	up to 33 mm	page 41
PASS Tooling Cassette Polypunch to Type „SALVAGNINI S4“	station P31 up to P35	up to 33 mm	page 42

PASS TOOLING CASSETTE TO TYPE

„SALVAGNINI S4“

TYPE: 33 MM / 120 KN / P2R (COMPACT VERSION)

MAX. DIAMETER: 33 MM

PART-NO.

CASSETTE FOR PUNCH

299X33000

DIE CASSETTE

299X33080



PASS TOOLING CASSETTE TO TYPE

„SALVAGNINI S4“

TYPE: 42 MM / 120 KN / P2R (SPRING-LOADED VERSION)

MAX. DIAMETER: 42 MM

PART-NO.

CASSETTE FOR PUNCH

299X42000

DIE CASSETTE

299X60080



PASS TOOLING CASSETTE TO TYPE

„SALVAGNINI S4“

TYPE: 50,8 MM / 120 KN / P2R (SPRING-LOADED VERSION)

MAX. DIAMETER: 50,8 MM

PART-NO.

CASSETTE FOR PUNCH

299X50800

DIE CASSETTE

299X60080



PASS TOOLING CASSETTE TO TYPE

„SALVAGNINI S4“

TYPE: 60 MM / 120 KN / P2R (COMPACT VERSION)

MAX. DIAMETER: 60 MM

PART-NO.

CASSETTE FOR PUNCH

299X60000

DIE CASSETTE

299X60080



PASS TOOLING CASSETTE TO TYPE

„SALVAGNINI S4“

TYPE: 33 MM / 70 KN / P1 UP TO P20

MAX. DIAMETER: 33 MM

PART-NO.

CASSETTE FOR PUNCH

299X33020

DIE CASSETTE

299X33090



PASS TOOLING CASSETTE TO TYPE

„SALVAGNINI S4“

TYPE: 70 MM / 260 KN / P21 UP TO P24 / FRONT & REAR

MAX. DIAMETER: 70X90 MM

PART-NO.

CASSETTE FOR PUNCH

299X77010

DIE CASSETTE

299X77080



PASS TOOLING CASSETTE TO TYPE

„SALVAGNINI S4“

TYPE: 90 MM / 260 KN / P21 AND P22 / FRONT

MAX. DIAMETER: 70X90 MM / 90X90 MM

PART NO.

CASSETTE FOR PUNCH

299X79010

DIE CASSETTE

299X79080



PASS TOOLING CASSETTE TO TYPE

„SALVAGNINI S4“

TYPE: 90 MM / 260 KN / P23 AND P24 / REAR

MAX. DIAMETER: 70X90 MM / 90X90 MM

PART NO.

CASSETTE FOR PUNCH

299X79020

DIE CASSETTE

299X79090



PASS TOOLING CASSETTE TO TYPE

„SALVAGNINI S2“

TYPE: 90 MM / 260 KN / P21 UP TO P24

MAX. DIAMETER: 90X90 MM / 90X90 MM


PART-NO.

CASSETTE FOR PUNCH

299X99510

DIE CASSETTE

299X99520



PASS TOOLING CASSETTE TO TYPE

„SALVAGNINI S2“

TYPE: 33 MM / 70 KN / P1 UP TO P20

MAX. DIAMETER: 33 MM


PART-NO.

CASSETTE FOR PUNCH

299X33520

DIE CASSETTE

299X33590



PASS TOOLING CASSETTE POLYPUNCH TO TYPE „SALVAGNINI S4“


TYPE: 33 MM / 40 KN / P31 UP TO P35

MAX. DIAMETER: 33 MM

PART-NO.

CASSETTE FOR PUNCH	299XP0000
DIE CASSETTE	299XP0070







ACCESSORIES

PASS ACCESSORIES FOR YOUR
SALVAGNINI SYSTEM


INDEX

ps:®shear-blades	page 46
ps:®shear-blades	page 47

ps:®shear-blades

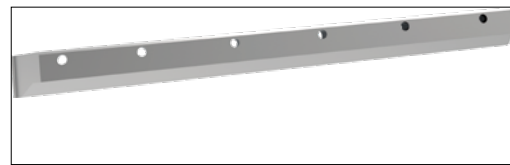
TYPE: 400 MM

MADE OF X3-PM STEEL FOR LONG-LASTING LIFETIME




PART-NO.


SHEAR BLADES - 400 MM	
Set	SCHERMESSER400




TOP X



TOP Y



BOTTOM X



BOTTOM Y

ps:® shear-blades

TYPE: 500 MM


MADE OF X3-PM STEEL FOR LONG-LASTING LIFETIME

PART-NO.


SHEAR BLADES - 500 MM

Set


SCHERMESSER500




TOP X



TOP Y



BOTTOM
X AND Y



OPTIONS

PASS OPTIONS FOR YOUR
SALVAGNINI SYSTEM

INDEX


Draw-polishing

page 50

DRAW-POLISHING

PUNCH EDGES

INCREASES TOOL LIFETIME, REDUCES MATERIAL BUILD UP



SIZE

ROUND / SQUARE / RECTANGLE / OBLONG
up to 33 mm
up to 60 mm
up to 90 x 90 mm
O.D. GROUND SPECIAL SHAPES (SPECIAL SHAPE GROUP 1 & 2)
up to 33 mm
up to 60 mm
upt to 90 x 90 mm
EDM REQUIRED SPECIAL SHAPES (SPECIAL SHAPE GROUP 3 & 4)
up to 33 mm
up to 60 mm
up to 90 x 90 mm

A large grid of graph paper for taking notes, consisting of 20 columns and 40 rows of small squares.



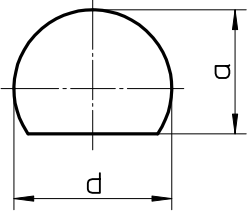
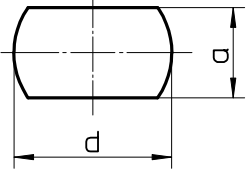
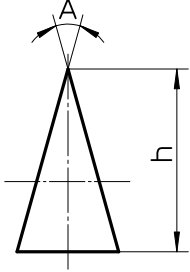
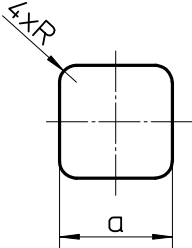
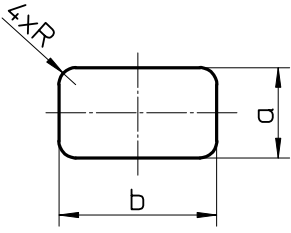
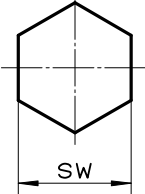
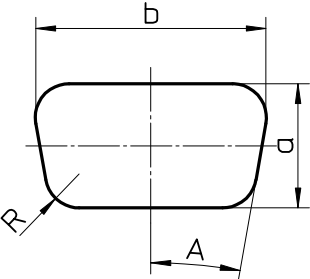
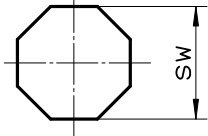
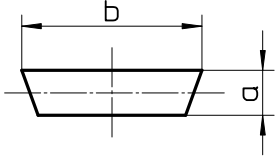
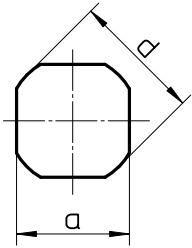
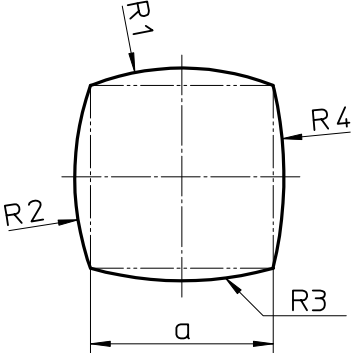
SPECIAL SHAPE

PASS SPECIAL SHAPES FOR YOUR
SALVAGNINI SYSTEM

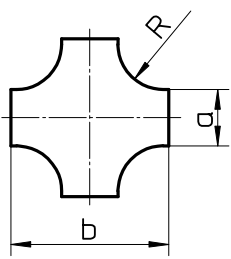
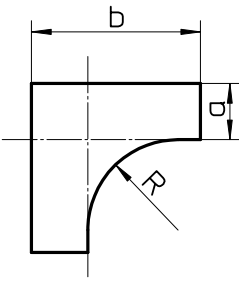
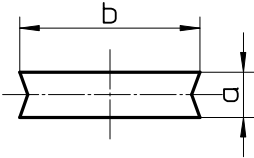
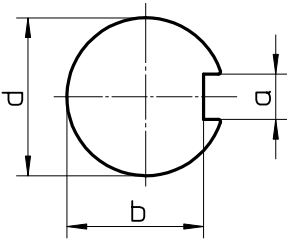
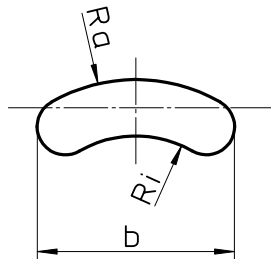
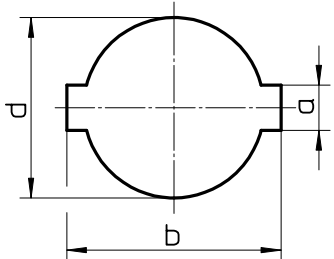
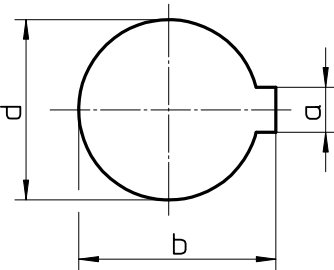
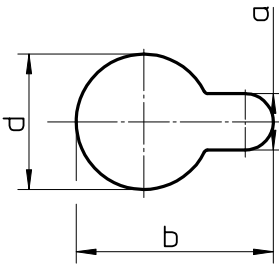
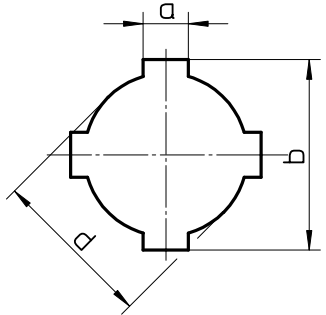
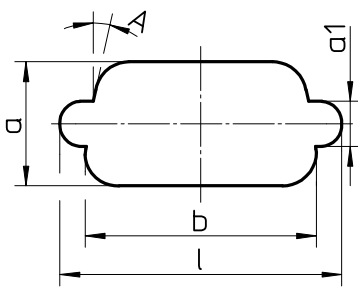
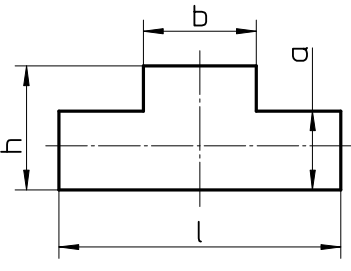
INDEX

O.D. Ground Special Shapes	page 54
EDM Required Special Shapes	page 55

O.D. GROUND SPECIAL SHAPES


 <p>G01</p>	 <p>G02</p>	 <p>G03</p>
 <p>G04</p>	 <p>G05</p>	 <p>G06</p>
 <p>G07</p>	 <p>G08</p>	 <p>G09</p>
 <p>G10</p>	 <p>G11</p>	

EDM REQUIRED SPECIAL SHAPES

 <p>E01</p>	 <p>E02</p>	 <p>E03</p>
 <p>E04</p>	 <p>E05</p>	 <p>E06</p>
 <p>E07</p>	 <p>E08</p>	 <p>E09</p>
 <p>E10</p>	 <p>E11</p>	

NOTES

A large grid of graph paper for taking notes, consisting of 20 columns and 30 rows of small squares.



NOTES

A large grid of graph paper for taking notes, consisting of 20 columns and 40 rows of small squares.

A		P		T	
Accessories	45	P2R.....	19	Tooling cassette polypunch	42
B		P21 - P24	25	Tooling cassettes	20, 21, 31
Blank-holder style	10, 11, 12, 13, 14, 16, 17, 20, 21	Polypunch.....	42	Tooling cassette to type SALVAGNINI S2 ...	40, 41
C		ps:®shear-blades.....	46, 47	Tooling cassette to type SALVAGNINI S4 .	32, 33, 34, 35, 36, 37, 38, 39
Compact version.....	6, 22, 26, 27, 28	Punch	12, 13, 14, 15, 16	Tools	5
D		Punch edges.....	50		
Draw-polishing	50	R			
E		Regrinding length.....	9		
EDM Required Special Shapes	55	S			
L		Standard system			
Lifetime	46, 47	Blank-holder style	20, 21		
N		Compact version	6, 22, 26, 27, 28		
Needle insert.....	7, 8, 10, 11, 17	Standard System for P2R	19		
O		Standard System for P21 - P24	25		
O.D. Ground Special Shapes	54	System P1.....	7, 8		
Options	49	System P2	9		
		System P4.....	10, 11		
		System P5.....	12		
		System P6	13		
		System P7.....	14		
		System P8	15		
		System P9	16		
		System P10.....	17		

SALVAGNINI | **THICK TURRET** | **TRUMPF**



Am Steinkreuz 2
95473 Creußen | Germany

WEB: www.pass-ag.com
MAIL: info@pass-ag.com

FON: +49 (0) 92 70 / 9 85 - 0
FAX: +49 (0) 92 70 / 9 85 - 99